

Soft Start-Stop 2kW

PN: SSVV-20H211M-MI01B
EAN: 6422956012779

Specifications

Rated current	10A
Input	
Rated Voltage	single phase 220 VAC
Frequency range	50 Hz or 60 Hz
Output	
Voltage range	55 VAC - 220 VAC (Adjustable)
Ramping time	0s - 30s (Adjustable)
Maximum power	2000W
Cooling	Heat sink + fan
Environment	
Humidity	10 - 90 % (non-condensing)
Temperature	0 - 40°C
Physical	
Product dimensions	138 x 100 x 125 mm
Product weight	1.08 kg
Retail pack dimensions	150 x 150 x 100 mm



Soft start/
Soft stop






Time delay
function



Spike current
protection

- Suitable for water pump, electric engine, domestic appliances, etc
- Adjustable starting time
- Adjustable starting voltage
- Spike current protection
- Soft start output
- Soft stop output

Logistics

	Carton Box Size (LxWxH)	600 x 450 x 370 mm
	Pieces in the Carton Box	25
	Net & Gross weight / CTN	NW: 27 Kg / GW: 28 Kg



Certificates

RoHS
2011/65/EU

CE