

# DHI-VTO4202F-P

## Modular Outdoor Station



- Modules make the device with great expansibility
- Anodized front aluminum panel; IK07
- Supports voice and video communication
- 2 MP high definition fisheye camera with 160° view range
- Access control function; controls two locks
- Compatible with 2-wire interface and RJ45 interface
- Surface mount and flush mount
- IP65 (Apply silica gel to gaps between the device and the wall. Liquid sodium silicate is recommended. For details, see the quick start guide.)



### Technical Specification

Model	DHI-VTO4202F-P	DHI-VTO4202F-MA
-------	----------------	-----------------

#### System

Main Processor	SoC processor
Operating System	Embedded Linux operation system
Network Protocol	IPv4, RTSP, RTP, TCP, UDP, SIP, P2P

#### Basic

Camera	CMOS Low illumination 2MP HD colorful 160° fisheye camera	-
Angle of View	H:160°, V:82°, D:180°	-
Focal Length	1.95 mm	-
WDR	WDR	-
Noise Reduction	Noise suppression and echo cancellation	
Video Encoding	H.264	-
Frame Rate	PAL: 25 fps; NTSC: 30 fps	-
Video Bit Rate	256K to 2M	-
Light Compensation	IR light	-
Day/Night Switch	Yes	-
Audio Encoding	PCM G.711 A G.711 U	
Audio Input	Built-in omnidirectional microphone	
Audio Output	Built-in loudspeaker	
Audio Bit Rate	16Khz 16bit	

#### Function

Communication Methods	Digital communication	
Unlock Mode	Remote unlocking	
Auto Snapshot	Yes	-
Leave Videos or Text Messages	Yes	-
Web Configuration	Yes	

### Performance

Housing Material	Aluminum	-
------------------	----------	---

#### Port

RS-485 Port	1 RS-485 half-duplex port
Alarm Output Port	1
Power Output Port	1-ch 12 VDC output 100mA
Unlock Button	Exit button for opening the door
Door Status Detection	Detects door magnetic status
Door Lock Control	NC/COM/NO
Ethernet Port	10/100 Mbps self-adaptive Ethernet/2-wire

#### Alarm

Tamper Alarm	Tamper alarm
--------------	--------------

#### Regular

Ingress Protection	IP65 (Apply silica gel to gaps between the device and the wall. Liquid sodium silicate is recommended. For details, see the quick start guide.)	
Appearance Color	Silver	
Housing Material	Aluminum	
Power Supply Mode	12 VDC/2-Wire IP Interface/PoE	
Installation Method	Surface mount and flush mount	
Accessory	Mounting box	
Dimensions	100mm×100mm×49.30mm (3.94"×3.94"×1.94")	100mm×100mm×36mm (3.94"×3.94"×1.42")
Protection Grade	IK07, IP65 (Apply silica gel to gaps between the device and the wall. Liquid sodium silicate is recommended. For details, see the quick start guide.)	
Working Temperature	-20°C to +60°C (-4°F to +140°F)	
Working Humidity	10%RH–90%RH	
Power Consumption	≤12W	
Net Weight	0.35kg (0.77 lb)	
Gross Weight	0.4kg (0.88 lb)	

Model	DHI-VTO4202F-MB1 DHI-VTO4202F-MB2	DHI-VTO4202F-MB5	DHI-VTO4202F-MF
<b>System</b>			
Main Processor	Embedded MCU processor		
<b>Capacity</b>			
Fingerprint	-	3000	
<b>Button</b>			
Button Type	Mechanical button		-
<b>Port</b>			
Power Output Port	5V DC (Provide power for other modules)		
<b>Regular</b>			
Power Supply Mode	5V DC (Provided with power by other modules)		
Color	Silver		
Dimensions	100mm×49.90mm×30.50mm (3.94"×1.96"×1.20")	100mm×100mm×31mm (3.94"×3.94"×1.22")	100mm×100mm×38.50mm (3.94"×3.94"×1.52")
Protection Grade	IK07; IP65 (Apply silica gel to gaps between the device and the wall. Liquid sodium silicate is recommended. For details, see the quick start guide.)		
Operating Temperature	-20°C to +60°C (-4°F to +140°F)		
Operating Humidity	10%RH–90%RH		
Power Consumption	1W		
Appearance Color	Silver		

Model	DHI-VTO4202F-MK	DHI-VTO4202F-ML
<b>System</b>		
Main Processor	Embedded MCU processor	
<b>Button</b>		
Button Type	Metal backlight keyboard (0–9, *, #)	-
<b>Indicator</b>		
Indicator Lights	-	3
<b>Port</b>		
Power Output Port	5V DC (Provide power for other modules)	
<b>Regular</b>		
Power Supply Mode	5V DC (Provided with power by other modules)	
Color	Silver	
Dimensions	100mm×100mm×31mm (3.94"×3.94"×1.22")	100mm×49.90mm×28.50mm (3.94"×1.96"×1.12")
Protection Grade	IK07; IP65 (Apply silica gel to gaps between the device and the wall. Liquid sodium silicate is recommended. For details, see the quick start guide.)	
Operating Temperature	-20°C to +60°C (-4°F to +140°F)	
Operating Humidity	10%RH–90%RH	
Power Consumption	1W	

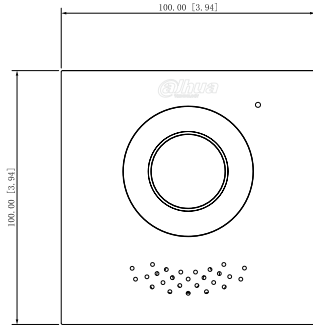
Model	DHI-VTO4202F-MR	DHI-VTO4202F-MS
<b>System</b>		
Main Processor	Embedded MCU processor	
<b>Capacity</b>		
Card	10000	-
<b>Display</b>		
Display	-	3.0 inch STN display
<b>Port</b>		
Power Output Port	5V DC (Provide power for other modules)	
<b>Regular</b>		
Power Supply Mode	5V DC (Provided with power by other modules)	
Color	Silver	
Dimensions	100mm×49.90mm×28.50mm (3.94"×1.96"×1.12")	100mm×100mm×28.50mm (3.94"×3.94"×1.12")
Protection Grade	IK07; IP65 (Apply silica gel to gaps between the device and the wall. Liquid sodium silicate is recommended. For details, see the quick start guide.)	
Operating Temperature	-20°C to +60°C (-4°F to +140°F)	
Operating Humidity	10%RH–90%RH	
Power Consumption	1W	

Model	DHI-VTO4202F-MN
<b>Regular</b>	
Appearance color	Silver
Dimensions	100mm×49.90mm×28.50mm(3.94"×1.96"×1.12")
Protection grade	IK07; IP65 (Apply silica gel to gaps between the device and the wall. Liquid sodium silicate is recommended. For details, see the quick start guide.)

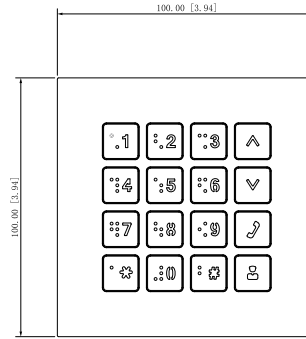
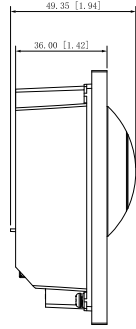
### Ordering Information

Type	Part Number	Description
Modules	DHI-VTO4202F-P	Camera module
	DHI-VTO4202F-MA	Audio module
	DHI-VTO4202F-MB1	One-button module
	DHI-VTO4202F-MB2	Two-button module
	DHI-VTO4202F-MB5	Five-button module
	DHI-VTO4202F-MS	Display module
	DHI-VTO4202F-ML	Indicator module
	DHI-VTO4202F-MK	Keyboard module
	DHI-VTO4202F-MF	Fingerprint module
	DHI-VTO4202F-MR	Card swiping module
Accessories	DHI-VTO4202F-MN	Blank Module
	VTM125	Two-modular mounting plate
	VTM126	Three-modular mounting plate
	VTM127	Two-modular mounting box
	VTM128	Three-modular mounting box

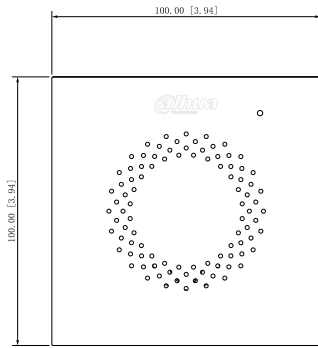
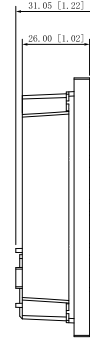
Dimensions (mm[inch])



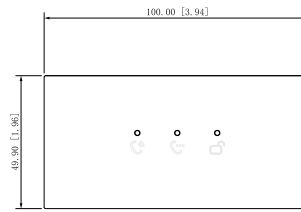
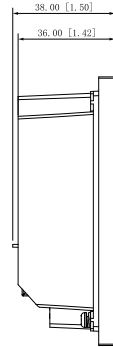
DHI-VTO4202F-P



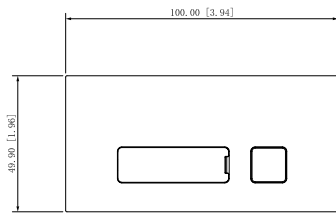
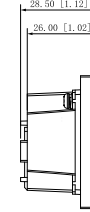
DHI-VTO4202F-MK



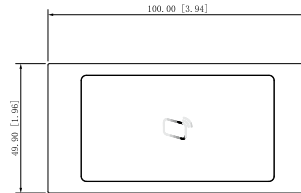
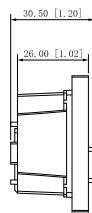
DHI-VTO4202F-MA



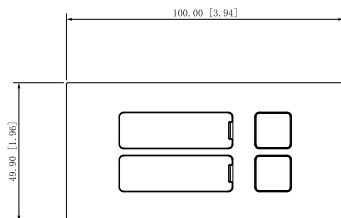
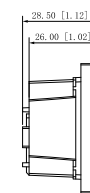
DHI-VTO4202F-ML



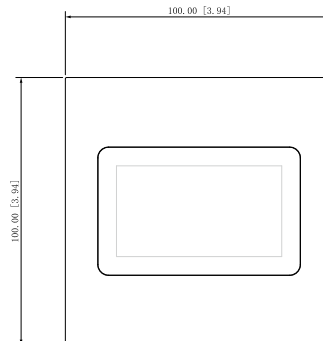
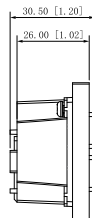
DHI-VTO4202F-MB1



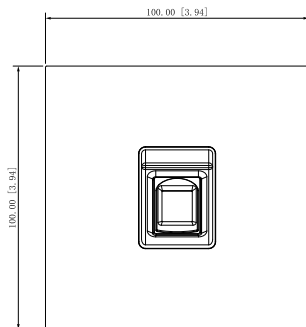
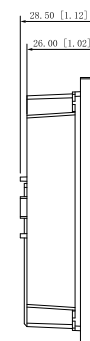
DHI-VTO4202F-MR



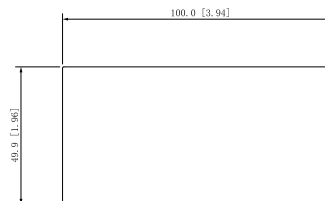
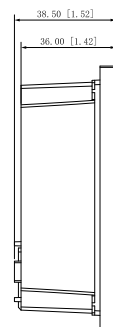
DHI-VTO4202F-MB2



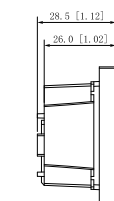
DHI-VTO4202F-MS



DHI-VTO4202F-MF



DHI-VTO4202F-MN



Application

